

Scaled data based on original data using
LM-79-08 Approved Method: Electrical and Photometric Measurements of Solid-
State Lighting Products

Test Report Prepared for
Cooper Lighting Solutions
(formerly Eaton)

Brand: McGRAW-EDISON

Report Number: P200323

Luminaire Tested: **GWC-AF-01-LED-E1-SLR-7050-600**

Issue Date: 3/3/2020

Test Information

Test Method: LM-79-08
Report Number: P200323
TEST IS SCALED FROM IESNA LM-79-08 TEST DATA (P24296)
Test Lab: INNOVATION CENTER P2
Issue Date: 3/3/2020
Manufacturer: COOPER LIGHTING SOLUTIONS (FORMERLY EATON)
Product Line: MCGRAW-EDISON
Catalog Number: GWC-AF-01-LED-E1-SLR-7050-600
Description: GALLEON WALL LUMINAIRE
(1) 70 CRI, 5000K, 615mA LIGHTSQUARE WITH 16 LEDS EACH AND SPILL LIGHT ELIMINATOR RIGHT OPTICS
Light Source: -
Ballast/Driver: ELECTRONIC DRIVER

Summary

Lumens per Lamp: N/A
Luminaire Lumens: 3681 lumens
Efficiency: N/A
Efficacy: 108.3 lumens/watt
Luminous Opening: Rectangular (W 0.5' x L: 0.5' x H: 0')
IES Classification: Type IV - Short - Non-Cutoff
BUG Rating: B1 - U0 - G1

Input Watts (W): 34
Input Voltage (V): NR
Input Current (Ain): NR
Voltage Rise (V): NR
Power Factor: NR
Total Harmonic Distortion (THDi): NR
Frequency (hertz): 60
Stabilization Time: NR
Operation Time: NR
Ambient Temperature (°C): NR
Test Distance: 25 FT

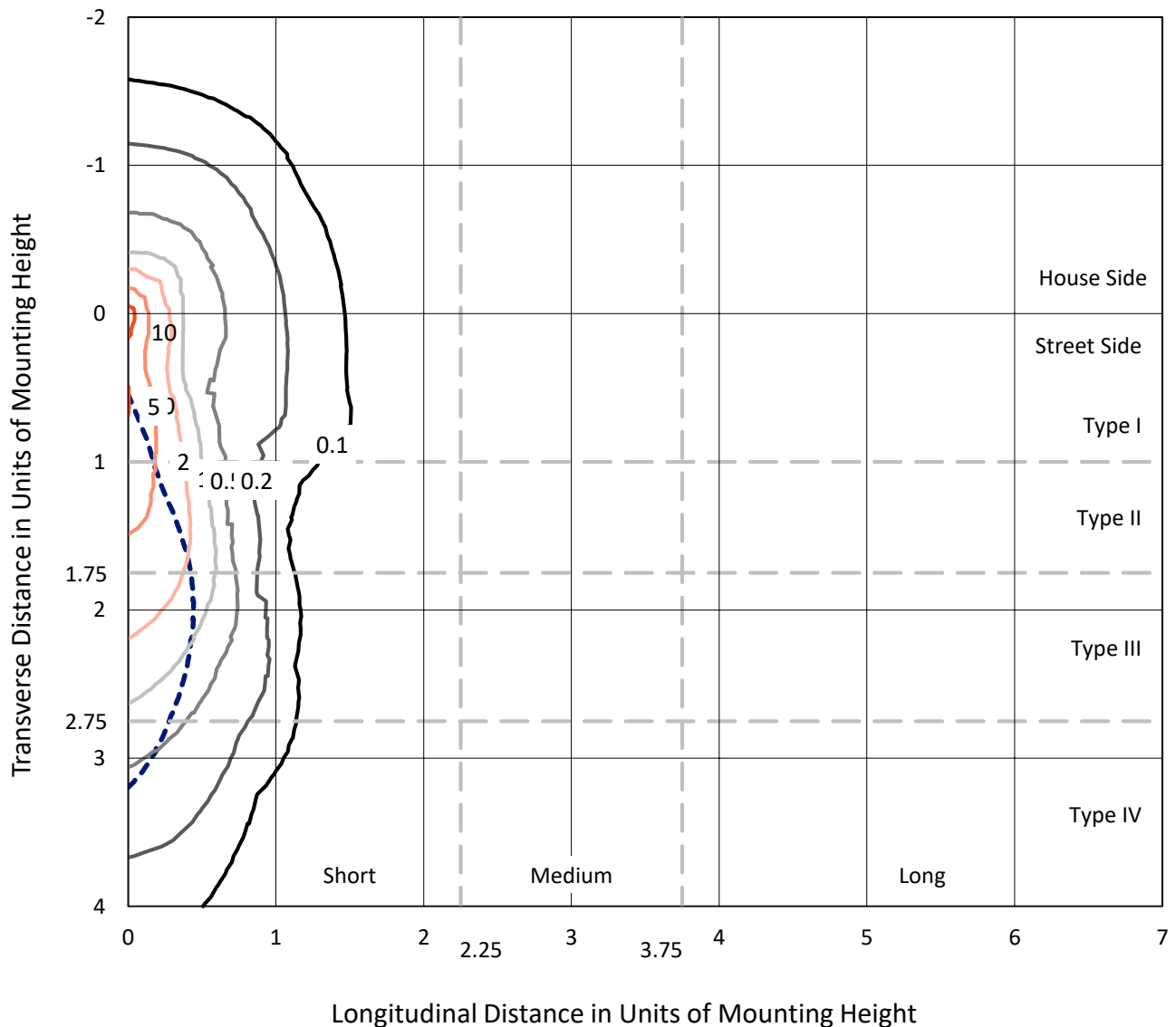


REPORT NUMBER: P200323

CATALOG NUMBER: GWC-AF-01-LED-E1-SLR-7050-600

Iso-Footcandle Lines of Horizontal Illumination

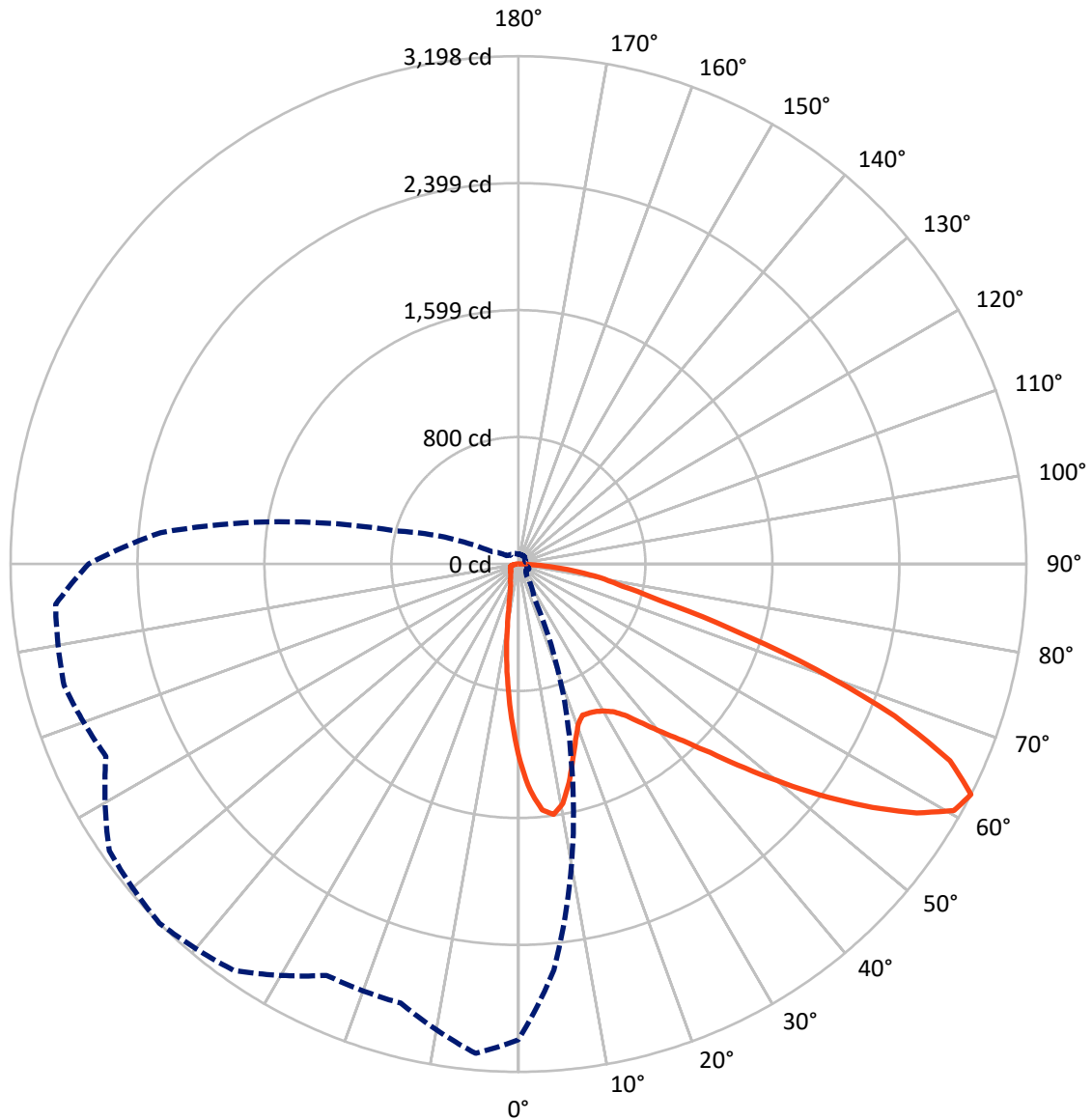
× Max cd
 - - - 1/2 Max cd



Based on 10 foot mounting height. Maximum calculated value = 12.4 fc
 Type IV - Short - Non-Cutoff

REPORT NUMBER: P200323
CATALOG NUMBER: GWC-AF-01-LED-E1-SLR-7050-600

Luminous Intensity Polar Plot



— Vertical Plane Through 315-Deg Lateral - - - Horizontal Cone Through 62.5-Deg Vertical

REPORT NUMBER: P200323

CATALOG NUMBER: GWC-AF-01-LED-E1-SLR-7050-600

FLUX DISTRIBUTION:

		Downward	Upward	Total
House Side	Lumens	609.2	0.0	609.2
	% Fixture	16.5	0.0	16.5
Street Side	Lumens	3071.8	0.0	3071.8
	% Fixture	83.5	0.0	83.5
Total	Lumens	3681.0	0.0	3681.0
	% Fixture	100.0	0.0	100.0

ZONAL LUMENS:

Zone	Lumens	% Fixture
0°-10°	90.5	2.5
10°-20°	166.0	4.5
20°-30°	242.0	6.6
30°-40°	372.8	10.1
40°-50°	548.6	14.9
50°-60°	804.7	21.9
60°-70°	899.6	24.4
70°-80°	440.4	12.0
80°-90°	116.3	3.2
90°-100°	0.0	0.0
100°-110°	0.0	0.0
110°-120°	0.0	0.0
120°-130°	0.0	0.0
130°-140°	0.0	0.0
140°-150°	0.0	0.0
150°-160°	0.0	0.0
160°-170°	0.0	0.0
170°-180°	0.0	0.0
0°-90°	3681.0	100.0
0°-180°	3681.0	100.0

Coefficient of Utilization



REPORT NUMBER: P200323

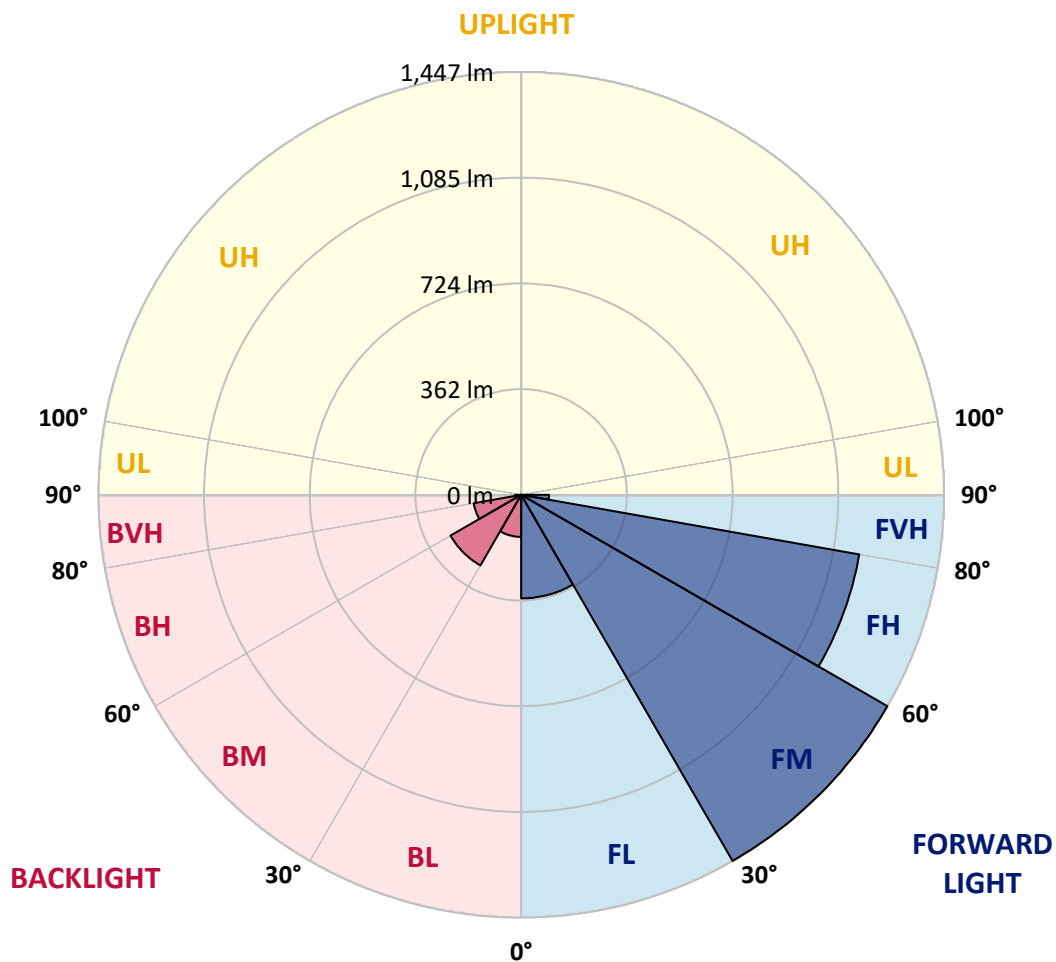
CATALOG NUMBER: GWC-AF-01-LED-E1-SLR-7050-600

LUMINAIRE CLASSIFICATION SYSTEM LUMEN TABLE AND BUG RATING:

Zone		Lumens	% Fixture	Zone Rating/Lumen Limit		
				B	U	G
FL	(0°-30°)	354.5	9.6			
FM	(30°-60°)	1447.0	39.3			
FH	(60°-80°)	1174.8	31.9			G1/1800
FVH	(80°-90°)	95.5	2.6			G1/100
BL	(0°-30°)	144.1	3.9	B1/500		
BM	(30°-60°)	279.1	7.6	B1/1000		
BH	(60°-80°)	165.1	4.5	B1/500		G1/500
BVH	(80°-90°)	20.8	0.6			G1/100
UL	(90°-100°)	0.0	0.0		U0/0	
UH	(100°-180°)	0.0	0.0		U0/0	

BUG Rating: B1-U0-G1

Type IV Short





REPORT NUMBER: P200323

CATALOG NUMBER: GWC-AF-01-LED-E1-SLR-7050-600

CANDELA DISTRIBUTION (FULL):

	0°	5°	15°	25°	35°	45°	55°	65°	75°	85°	90°
0°	1243.6	1243.6	1243.6	1243.6	1243.6	1243.6	1243.6	1243.6	1243.6	1243.6	1243.6
2.5°	1292.2	1265.9	1222.2	1176.7	1148.9	1116.6	1091.3	1069.0	1024.5	1015.8	1023.7
5°	1215.1	1162.3	1079.9	997.0	941.7	882.4	836.3	799.3	742.8	732.9	744.8
7.5°	1091.5	1028.3	919.5	813.6	735.5	661.5	611.7	572.0	527.9	508.9	510.1
10°	984.8	913.6	784.9	669.8	605.8	555.9	514.0	473.3	428.6	399.2	391.1
12.5°	925.1	843.2	694.9	592.1	532.8	480.2	435.1	391.5	343.8	313.8	305.3
15°	914.8	825.8	661.1	542.3	468.0	401.5	348.2	299.7	250.5	226.2	221.2
17.5°	959.5	857.0	650.1	498.0	407.1	325.0	259.6	205.4	165.3	153.2	152.2
20°	1045.3	916.8	648.7	456.3	347.0	250.7	180.9	141.4	123.8	120.4	120.6
22.5°	1165.7	1009.7	666.1	424.9	291.8	187.0	136.0	118.4	111.5	108.3	108.3
25°	1321.5	1137.6	706.2	402.1	243.8	149.3	120.0	109.5	103.0	100.8	101.2
27.5°	1472.5	1262.1	752.7	384.1	212.5	135.6	113.7	104.2	98.5	96.3	97.3
30°	1590.3	1372.5	791.6	359.6	196.5	131.7	115.9	106.2	98.1	94.7	94.9
32.5°	1687.8	1469.3	824.2	342.0	182.3	112.9	100.0	95.7	94.7	90.7	88.6
35°	1812.4	1574.7	846.0	342.4	175.6	100.8	89.0	81.5	76.1	71.4	71.4
37.5°	1958.5	1695.7	869.3	347.0	173.2	93.7	85.2	77.7	72.6	68.2	67.4
40°	2103.0	1814.3	890.5	351.5	171.8	89.4	82.2	75.3	70.6	66.2	65.0
42.5°	2225.8	1911.8	909.6	353.7	166.9	89.0	79.9	73.7	69.2	64.3	63.1
45°	2316.7	1993.5	930.0	357.1	162.1	90.7	79.9	73.5	68.0	63.3	62.1
47.5°	2397.8	2089.5	964.2	357.1	156.2	87.6	82.6	73.7	67.8	62.9	61.9
50°	2506.5	2221.0	1028.9	348.9	147.9	84.4	87.0	72.8	66.0	62.1	60.9
52.5°	2656.2	2389.5	1131.7	334.5	135.2	78.1	86.4	72.4	64.1	60.1	58.7
55°	2833.3	2570.0	1243.8	317.7	116.1	73.7	83.4	71.4	62.1	57.7	56.3
57.5°	2971.5	2694.3	1322.8	291.8	99.6	71.2	73.9	70.4	59.7	55.0	53.8
60°	3026.5	2689.4	1344.4	257.2	91.5	69.2	64.5	78.9	57.7	53.0	51.6
62.5°	2996.8	2565.2	1283.7	232.9	89.6	66.6	60.5	73.0	56.1	51.6	49.6
65°	2859.4	2345.0	1122.8	226.4	94.9	63.9	57.9	57.3	53.8	49.6	47.6
67.5°	2560.1	2016.0	899.0	227.0	101.6	61.3	55.2	52.4	50.8	47.3	45.5
70°	2085.2	1593.9	670.2	228.7	105.0	58.3	52.4	49.4	47.6	44.1	42.9
72.5°	1533.2	1228.5	486.9	218.1	105.6	54.8	48.6	45.9	44.1	40.5	39.5
75°	1049.0	939.7	337.7	180.7	92.1	50.0	44.3	41.9	40.7	36.2	35.6
77.5°	766.3	705.4	216.1	134.2	71.0	43.9	39.1	37.2	36.4	31.6	30.8
80°	614.9	558.1	135.2	91.9	52.0	36.8	32.8	31.8	31.0	26.1	25.5
82.5°	426.6	373.7	86.8	59.7	39.1	28.5	25.9	25.5	24.3	19.8	19.2
85°	225.0	203.0	55.0	40.7	28.3	19.6	18.0	18.0	17.4	13.2	12.7
87.5°	28.7	46.7	27.9	21.2	15.6	8.7	8.7	8.5	9.1	7.5	6.5
90°	0.0	0.0	0.0	0.0	0.0	0.0	0.0	0.0	0.0	0.0	0.0



REPORT NUMBER: P200323

CATALOG NUMBER: GWC-AF-01-LED-E1-SLR-7050-600

CANDELA DISTRIBUTION (continued):

	95°	105°	115°	125°	135°	145°	155°	165°	175°	180°	185°
0°	1243.6	1243.6	1243.6	1243.6	1243.6	1243.6	1243.6	1243.6	1243.6	1243.6	1243.6
2.5°	1005.1	1014.8	1005.5	1006.1	1016.4	1047.2	1061.1	1072.7	1085.0	1093.1	1096.7
5°	728.5	751.1	758.8	775.0	798.9	838.1	853.7	865.0	872.5	877.0	878.8
7.5°	498.2	511.9	527.3	553.4	605.4	628.5	638.8	636.2	627.7	624.7	621.6
10°	375.6	370.1	367.3	381.6	423.7	447.0	454.3	447.2	442.5	443.6	448.6
12.5°	291.0	281.5	269.9	268.3	296.0	316.9	321.5	321.9	330.4	337.9	349.1
15°	212.1	211.1	205.4	201.9	217.7	234.7	236.7	240.4	248.1	253.5	263.3
17.5°	149.5	155.0	159.5	161.7	173.6	185.8	183.5	181.7	180.3	180.3	184.9
20°	120.6	124.2	129.9	136.4	148.5	157.0	151.6	144.3	139.0	137.4	138.0
22.5°	108.7	111.5	114.7	120.4	131.3	137.2	131.3	126.1	120.8	119.0	118.4
25°	102.6	106.2	109.3	113.5	121.6	125.7	120.0	116.1	112.9	110.7	109.1
27.5°	99.2	102.4	103.2	105.2	112.1	115.7	112.9	111.3	109.3	107.2	105.2
30°	95.5	94.9	93.5	93.7	99.2	102.8	102.6	103.0	102.8	102.2	101.8
32.5°	87.2	86.0	84.8	86.0	91.1	94.3	94.5	95.3	95.3	95.1	96.7
35°	72.6	74.9	76.3	79.9	86.0	88.8	87.6	85.6	82.0	79.7	79.5
37.5°	67.2	67.6	70.0	75.1	81.7	84.4	82.6	77.9	75.5	75.1	75.7
40°	64.5	65.0	66.4	71.0	77.7	80.3	78.7	75.3	73.0	72.8	73.9
42.5°	62.7	63.1	63.9	67.2	72.6	75.9	76.1	73.7	71.0	71.2	72.2
45°	61.7	61.9	61.7	63.3	68.4	72.2	73.9	72.2	70.0	70.4	71.6
47.5°	61.5	60.9	60.1	60.5	65.8	69.6	71.6	71.0	70.0	70.4	71.4
50°	60.7	59.3	58.3	58.1	63.3	67.4	69.2	69.2	69.6	70.4	71.4
52.5°	58.3	56.7	56.7	56.1	61.7	65.6	66.8	67.0	67.6	69.0	70.4
55°	55.2	54.6	55.2	54.2	60.5	64.1	64.8	65.2	65.6	66.8	68.8
57.5°	52.6	51.8	53.2	52.8	59.5	62.7	62.7	63.5	63.5	65.2	66.8
60°	51.2	49.6	50.2	50.6	58.1	61.5	61.1	61.9	62.3	63.7	65.0
62.5°	49.4	48.0	48.0	49.0	56.5	59.7	59.5	60.1	61.7	62.1	63.3
65°	47.1	46.5	45.9	47.1	54.8	57.7	57.9	58.7	60.1	60.5	61.5
67.5°	44.9	45.1	43.9	45.1	53.4	55.6	55.6	57.3	57.9	58.7	59.7
70°	42.5	42.7	41.7	43.1	52.4	53.4	53.2	55.4	55.8	56.5	57.5
72.5°	39.5	39.5	39.1	41.1	50.8	51.2	50.8	52.6	52.8	53.4	53.8
75°	36.2	36.2	35.8	38.6	49.8	48.8	47.6	49.0	49.4	49.8	49.8
77.5°	32.0	32.4	32.4	35.8	46.3	47.8	43.7	44.5	45.1	45.3	44.7
80°	26.7	27.7	28.1	32.6	38.9	44.1	39.1	39.7	39.9	39.9	39.1
82.5°	20.4	22.3	23.3	28.1	29.7	37.0	34.0	34.6	34.0	32.8	32.4
85°	14.2	16.6	17.8	21.4	22.5	28.5	28.3	28.3	27.1	25.5	25.3
87.5°	7.7	9.1	9.9	12.7	15.4	19.2	20.8	20.2	19.2	18.2	18.4
90°	0.0	0.0	0.0	0.0	0.0	0.0	0.0	0.0	0.0	0.0	0.0



REPORT NUMBER: P200323

CATALOG NUMBER: GWC-AF-01-LED-E1-SLR-7050-600

CANDELA DISTRIBUTION (continued):

	195°	205°	215°	225°	235°	245°	255°	265°	270°	275°	285°
0°	1243.6	1243.6	1243.6	1243.6	1243.6	1243.6	1243.6	1243.6	1243.6	1243.6	1243.6
2.5°	1115.8	1143.3	1187.2	1220.8	1254.6	1287.1	1322.4	1349.3	1372.1	1381.0	1408.2
5°	897.2	931.6	973.1	1048.0	1101.0	1159.5	1227.0	1316.5	1350.9	1398.4	1476.3
7.5°	634.4	665.5	732.3	792.8	867.9	950.6	1041.9	1165.3	1210.5	1286.7	1413.6
10°	473.7	509.9	563.5	614.5	680.7	765.3	870.1	1008.1	1062.9	1145.7	1291.8
12.5°	381.6	424.3	481.2	529.1	580.3	640.0	741.8	893.2	966.6	1039.1	1186.8
15°	293.2	337.9	390.7	451.6	508.1	572.4	679.1	844.6	929.2	1004.7	1130.7
17.5°	203.0	241.2	307.8	371.3	443.6	525.9	661.7	854.9	955.9	1042.9	1140.4
20°	143.9	165.7	220.4	294.0	384.1	487.5	658.4	909.2	1040.5	1139.8	1202.8
22.5°	121.0	129.1	160.9	228.5	332.5	458.7	669.8	985.2	1154.6	1281.5	1302.1
25°	110.3	115.1	131.7	179.3	286.5	437.9	708.0	1098.6	1295.8	1423.1	1419.5
27.5°	104.4	109.5	120.4	151.4	251.9	424.9	746.3	1232.9	1457.3	1576.9	1531.6
30°	102.6	109.5	121.0	142.7	227.2	404.5	777.6	1350.9	1581.6	1680.7	1582.6
32.5°	101.2	102.2	107.4	123.0	203.8	380.6	798.9	1456.7	1703.2	1779.5	1656.0
35°	81.7	86.8	95.3	110.3	190.0	366.3	798.9	1548.0	1823.0	1879.2	1726.0
37.5°	78.7	83.2	90.7	103.4	182.3	359.2	782.9	1636.0	1945.4	1992.3	1783.7
40°	77.1	80.7	87.8	98.1	179.1	351.1	759.6	1713.7	2065.0	2105.6	1837.5
42.5°	75.9	79.1	85.8	94.9	174.8	342.2	740.8	1776.0	2168.8	2202.4	1888.9
45°	75.3	78.7	86.0	96.5	166.3	330.4	734.5	1843.4	2254.2	2283.1	1944.6
47.5°	75.3	79.3	87.0	100.0	156.2	318.3	754.2	1932.2	2334.9	2349.1	2010.1
50°	74.7	79.1	89.8	96.5	141.4	302.9	800.3	2044.1	2422.3	2423.9	2093.1
52.5°	73.5	78.7	96.7	94.5	124.4	282.7	862.6	2187.8	2551.6	2561.3	2223.0
55°	72.0	78.1	94.9	89.8	110.5	258.6	913.6	2362.4	2733.3	2760.2	2414.0
57.5°	70.2	77.3	91.9	83.4	101.4	227.6	932.0	2490.3	2860.2	2927.8	2629.3
60°	68.6	76.7	83.0	79.5	95.7	201.5	896.4	2465.0	2851.5	2997.2	2820.1
62.5°	67.0	77.3	75.7	77.1	93.1	184.7	803.3	2262.5	2707.2	2925.6	2961.6
65°	65.2	71.8	71.4	75.1	92.5	178.1	665.9	1958.7	2428.4	2699.1	2995.0
67.5°	62.7	66.4	68.4	72.4	94.5	172.2	537.4	1615.8	2040.9	2359.8	2821.0
70°	60.1	63.1	65.4	69.2	93.3	169.6	447.0	1274.2	1619.4	1934.1	2477.6
72.5°	56.7	59.3	61.3	65.0	92.1	168.2	377.6	1026.1	1209.0	1436.7	2014.4
75°	52.6	55.0	56.5	60.1	88.2	154.0	296.8	868.3	904.7	999.4	1604.4
77.5°	48.0	49.8	51.0	55.0	78.1	128.1	214.7	669.8	702.6	725.6	1230.1
80°	42.5	44.3	44.9	48.8	64.8	100.2	140.0	494.7	525.5	530.8	803.3
82.5°	36.2	38.0	38.0	41.7	53.0	72.0	91.9	338.9	345.0	362.8	567.8
85°	29.1	30.6	30.6	32.4	41.1	53.8	63.1	170.2	168.4	192.2	491.9
87.5°	20.8	21.9	22.9	23.3	29.3	35.6	38.0	51.8	34.2	39.3	315.9
90°	0.0	0.0	0.0	0.0	0.0	0.0	0.0	0.0	0.0	0.0	0.0



REPORT NUMBER: P200323

CATALOG NUMBER: GWC-AF-01-LED-E1-SLR-7050-600

CANDELA DISTRIBUTION (continued):

	295°	305°	315°	325°	335°	345°	355°	360°
0°	1243.6	1243.6	1243.6	1243.6	1243.6	1243.6	1243.6	1243.6
2.5°	1428.6	1440.1	1428.4	1419.9	1383.3	1353.1	1312.8	1292.2
5°	1535.6	1565.0	1555.1	1519.4	1443.0	1357.0	1259.2	1215.1
7.5°	1522.7	1590.9	1592.5	1525.9	1413.2	1286.5	1154.2	1091.5
10°	1421.9	1509.1	1534.0	1469.5	1349.9	1208.2	1056.5	984.8
12.5°	1309.4	1394.8	1413.8	1391.6	1291.6	1149.3	995.4	925.1
15°	1217.3	1255.6	1278.2	1297.7	1241.6	1125.9	991.9	914.8
17.5°	1161.3	1157.0	1163.5	1197.3	1206.8	1152.8	1044.5	959.5
20°	1141.0	1076.1	1074.5	1121.0	1190.4	1216.9	1147.3	1045.3
22.5°	1152.2	1047.0	1033.6	1088.8	1199.1	1309.4	1282.1	1165.7
25°	1190.6	1049.4	1038.7	1092.1	1230.7	1407.9	1427.6	1321.5
27.5°	1251.1	1064.8	1050.6	1105.4	1272.6	1490.7	1570.8	1472.5
30°	1308.6	1091.5	1073.9	1131.7	1310.8	1523.5	1658.7	1590.3
32.5°	1378.4	1141.5	1110.5	1180.1	1358.2	1575.7	1737.0	1687.8
35°	1446.8	1212.7	1174.2	1254.8	1411.0	1640.6	1826.4	1812.4
37.5°	1521.9	1305.8	1274.0	1351.3	1483.2	1702.0	1940.5	1958.5
40°	1602.0	1429.2	1391.6	1492.1	1595.3	1778.9	2059.7	2103.0
42.5°	1682.7	1566.2	1521.3	1623.2	1718.6	1854.7	2161.7	2225.8
45°	1775.2	1714.9	1693.7	1803.9	1836.9	1927.0	2237.0	2316.7
47.5°	1882.9	1883.7	1917.9	1962.0	1956.3	2008.7	2312.7	2397.8
50°	2008.5	2094.3	2169.8	2199.1	2079.3	2096.5	2417.7	2506.5
52.5°	2159.5	2346.2	2439.7	2420.5	2211.9	2203.8	2584.0	2656.2
55°	2348.3	2612.9	2705.8	2692.1	2364.3	2349.9	2791.2	2833.3
57.5°	2566.8	2871.3	2956.7	2894.8	2547.2	2510.1	2962.6	2971.5
60°	2758.8	3076.1	3151.0	3082.4	2731.7	2680.7	3069.6	3026.5
62.5°	2865.7	3145.5	3198.1	3124.3	2858.2	2862.4	3093.1	2996.8
65°	2817.9	2970.1	2987.1	2981.0	2825.6	2967.9	3008.7	2859.4
67.5°	2556.5	2526.5	2555.1	2594.5	2546.4	2829.0	2775.0	2560.1
70°	2095.9	1931.4	1988.3	2014.8	2036.6	2434.5	2408.6	2085.2
72.5°	1579.5	1353.1	1398.0	1392.6	1493.7	1952.7	1873.1	1533.2
75°	1119.2	917.5	923.1	920.9	1042.3	1527.7	1356.3	1049.0
77.5°	783.1	664.7	667.8	680.3	700.7	1152.2	969.1	766.3
80°	538.5	504.5	521.3	522.3	485.6	774.0	715.9	614.9
82.5°	401.1	350.7	346.6	352.5	380.6	627.1	550.2	426.6
85°	328.4	207.6	166.9	209.2	337.3	621.0	365.4	225.0
87.5°	184.9	98.5	44.5	82.6	134.6	411.2	105.6	28.7
90°	0.0	0.0	0.0	0.0	0.0	0.0	0.0	0.0

(END OF REPORT)